



**OHIO TURNPIKE AND  
INFRASTRUCTURE COMMISSION**

**ADDENDUM NO. 1**  
**ISSUED MARCH 20, 2025**

to

**RFP NO. 8-2025**  
**TO SELECT A VENDOR TO FURNISH AND INSTALL AN OHIO HEART OF IT ALL  
EXHIBIT DISPLAY AT THE OHIO TURNPIKE MIDDLE RIDGE SERVICE PLAZA**

**PROPOSAL DUE DATE: 5:00 P.M. (EASTERN TIME) APRIL 23, 2025**

**ATTENTION OF RESPONDENTS IS DIRECTED TO:**

**UPDATED EXHIBIT 1 TO APPENDIX A – SCOPE OF WORK**

Issued by the Ohio Turnpike and Infrastructure Commission through Aimee W. Lane, Esq, Director of Contracts Administration.

*Aimee W. Lane*

\_\_\_\_\_  
Aimee W. Lane, Esq.,  
Director of Contracts Administration

March 20, 2025  
Date

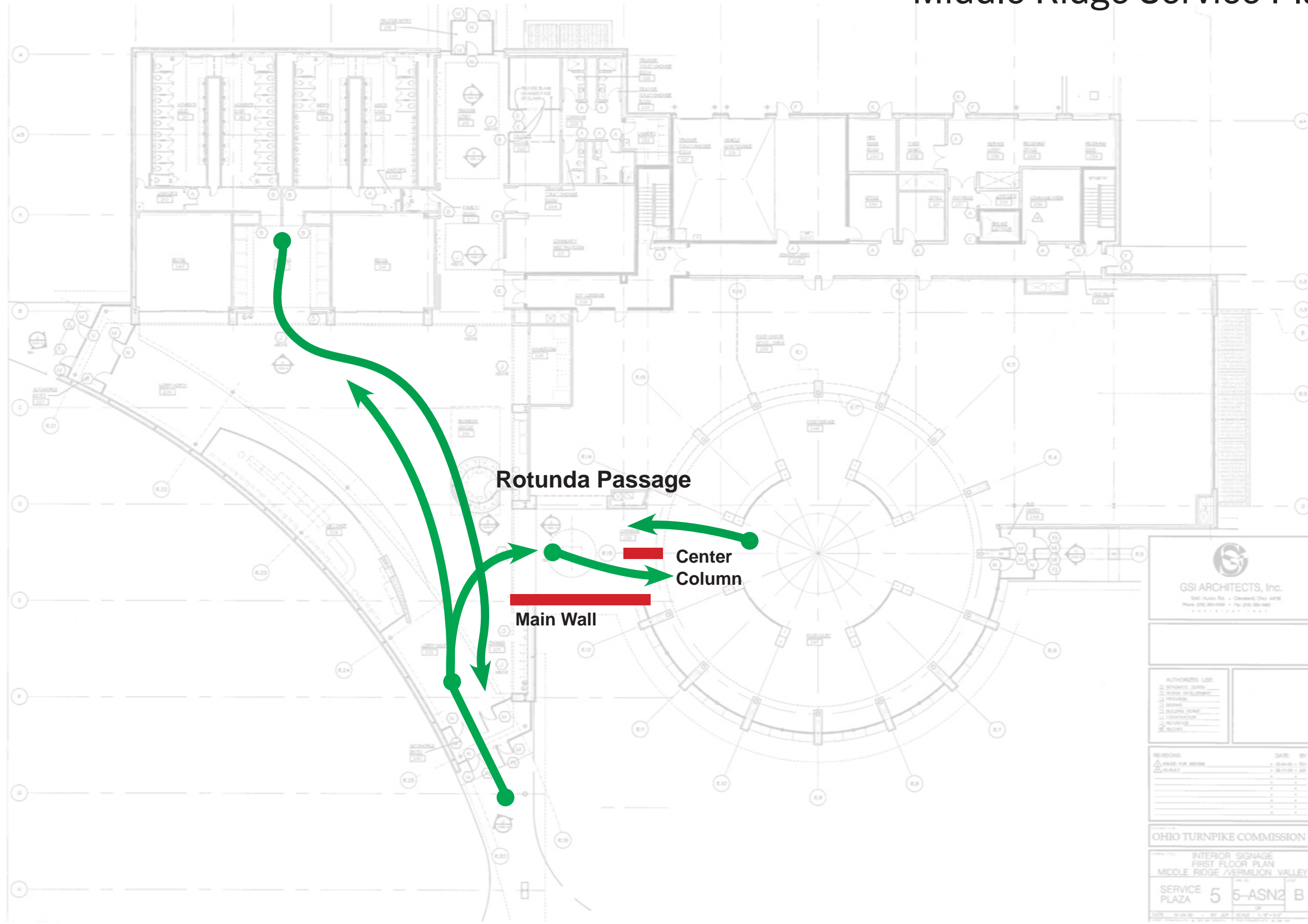


# Ohio Turnpike Infrastructure Commission

Middle Ridge Service Plaza Exhibit 1 to Scope of Services




# Middle Ridge Service Plaza Exhibits





# Main Wall



Main Wall



**WHAT'S AROUND Ohio**

**12 MILES >>**  
VERMILION LIGHTHOUSE  
OHIO TURNPIKE

**CUYAHOGA VALLEY NATIONAL PARK**  
18 RESERVATIONS  
25,000 ACRES  
325 MILES OF TRAILS

**52 MILES >>**  
Largest outdoor chandelier in North America

**Lakeview PARK SOUTH**  
SEE EAGLES SOAR

**7.9 MILES >>**  
450 Bird Species Live in Ohio

**Estimated 1400 Ship Wrecks in Lake Erie**

**3.2 MILES >>**  
VIETNAM VETERANS MEMORIAL  
OHIO TURNPIKE

**MIDDLE RIDGE SERVICE PLAZA WESTBOUND**  
SCAN FOR THE HISTORY OF MIDDLE RIDGE

**MIDDLE RIDGE SERVICE PLAZA WESTBOUND**  
AMHERST  
NEXT PLAZA 31MI

**ON THE REVERSE**

**REVERSE**

**LAX**

OHIO TURNPIKE





### **MATERIAL FOR WALL AND SEATING MILLWORK**

The contractor shall construct a durable wall with a high-quality, large-format graphic suitable for a 24-hour public use environment. The choice of materials is at the discretion of the builder; however, they must ensure long-term durability, resistance to fading, scratching, and impact, as well as ease of maintenance. The graphic should be seamlessly integrated, with a high-resolution finish that maintains clarity and vibrancy under continuous exposure to artificial and natural lighting. All structural and surface treatments must be designed to withstand heavy foot traffic, incidental contact, and environmental factors such as temperature fluctuations and humidity. Respondents should detail proposed materials, construction methods, and protective finishes to ensure longevity and visual integrity.

### **PREFERRED OPTION IS WOOD**

- Direct printed panels of natural hardwood native to Northeast Ohio (potentially Hickory)

### **OPTIONAL SUBSTITUTES**

- Substitute wood textured material such as laminate (Samples for approval)  
Consider WilsonArt with a direct print.  
<https://www.wilsonart.com/wilsonartwoodgrains>  
<https://www.wilsonart.com/laminate/design-library/harbor-hickory-y0816>

Or

- A custom printed laminate sheet with wood image and graphic embedded, potentially with a wood grain texture  
<https://www.wilsonart.com/create-your-own>

### **WALL AND SEATING MILLWORK**

The solution may be a combination of true hardwood for the furniture component, and a substitute for the graphic wall component. In which case we will want to have a consistent color/texture between the two substrates (samples for review will be required)

### **A COMBINATION**

- Laminate Wall / graphics
- Natural Hardwood Seating



# Main Wall


Existing Brick Wall

16' 6"

26"

26"

**CORNER PIECE 1**  
 • Frosted glass, with corner return  
 • Black acrylic type raised off surface, website on each side



**MILE MARKERS 4X**  
 • White acrylic placed directly on the map.

**OHIO FRAMES**  
 (24"x27") 6X AND (44"x49") 2X

SEE FIGURE 1: OHIO FRAMES CONSTRUCTION

**WHITE OHIO**  
 32" X 15"  
 • Diecut white acrylic  
 • Raised off surface

**MAP + WHAT'S AROUND**  
 Option 1:  
 • Direct Print on Wood Panel (white ink).

Option 2:  
 • Custom printed laminate sheet with wood image and graphic embedded

**METAL QR CODE DISCS**  
 9" X 9"  
 • Etched QR code directly on the discs  
 • Clear dome over top  
 • Stand off so sits slightly off Ohio, stand off is hidden behind the disc

**LOCATION SIGNS**  
 7'3" X 19" AND 6' X 14"  
 • Frosted glass  
 • Framed in black edging that extends past the surface slightly to create a shadow box frame  
 • Black acrylic type raised off surface for large type  
 • Second surface direct print for qr code and small type  
 • Ceiling sign fabricated the same way but distance from wall TBD based on bench depth.

**SILVER METAL PIPES 5X**  
 • Goal is to anchor the piece to the floor and ceiling using a circular floor mount. Distance from wall TBD.

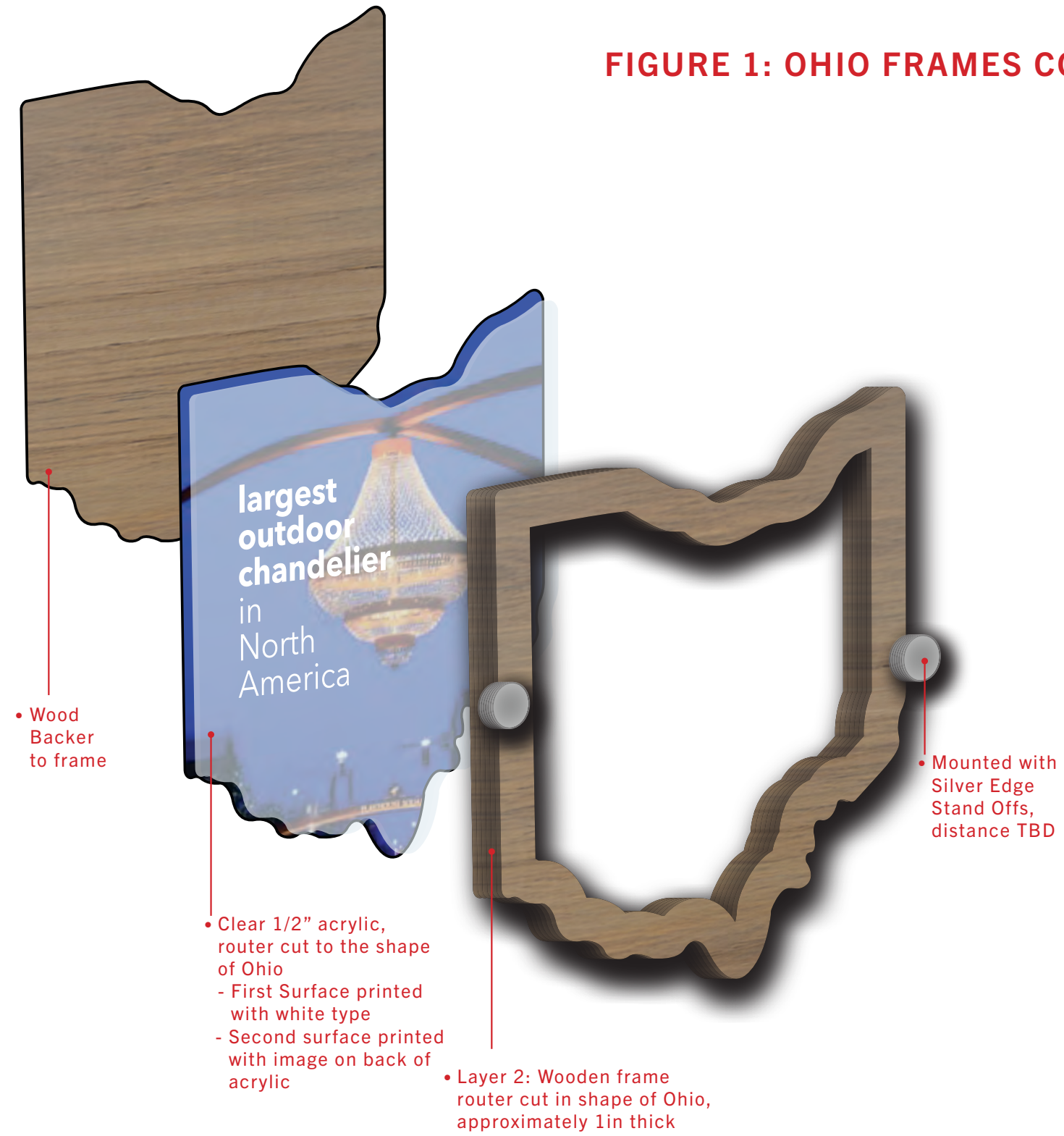
**MURAL**  
 7' X 26"  
 • Printed vinyl

**BUILT-IN HARDWOOD BENCH – MILLWORK DETAILS TBD**  
 • Seat height (17-19"), depth (18")

**TYPE ON WALL/OHIO/ARROW**  
 14"  
 • White Diecut Acrylic

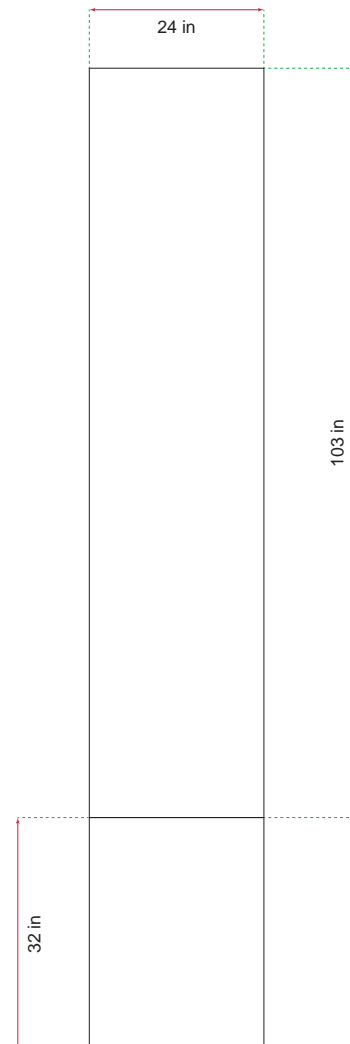
**CORNER PIECE 2**  
 • Frosted glass with corner return  
 • Black acrylic type raised off surface, website on each side

**FIGURE 1: OHIO FRAMES CONSTRUCTION**

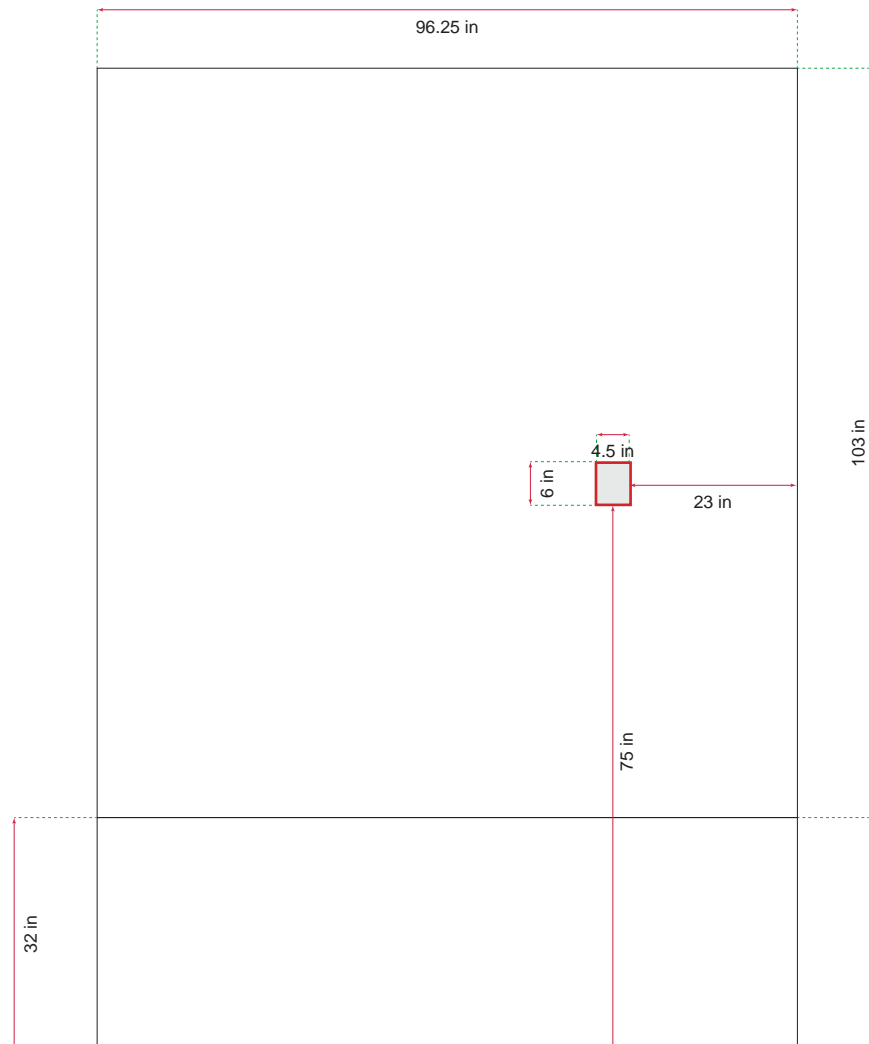


# Center Column

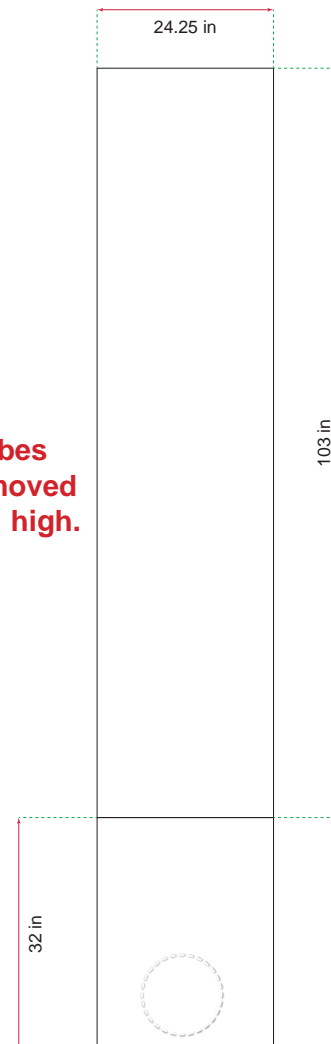
## ENTERING FOOD COURT



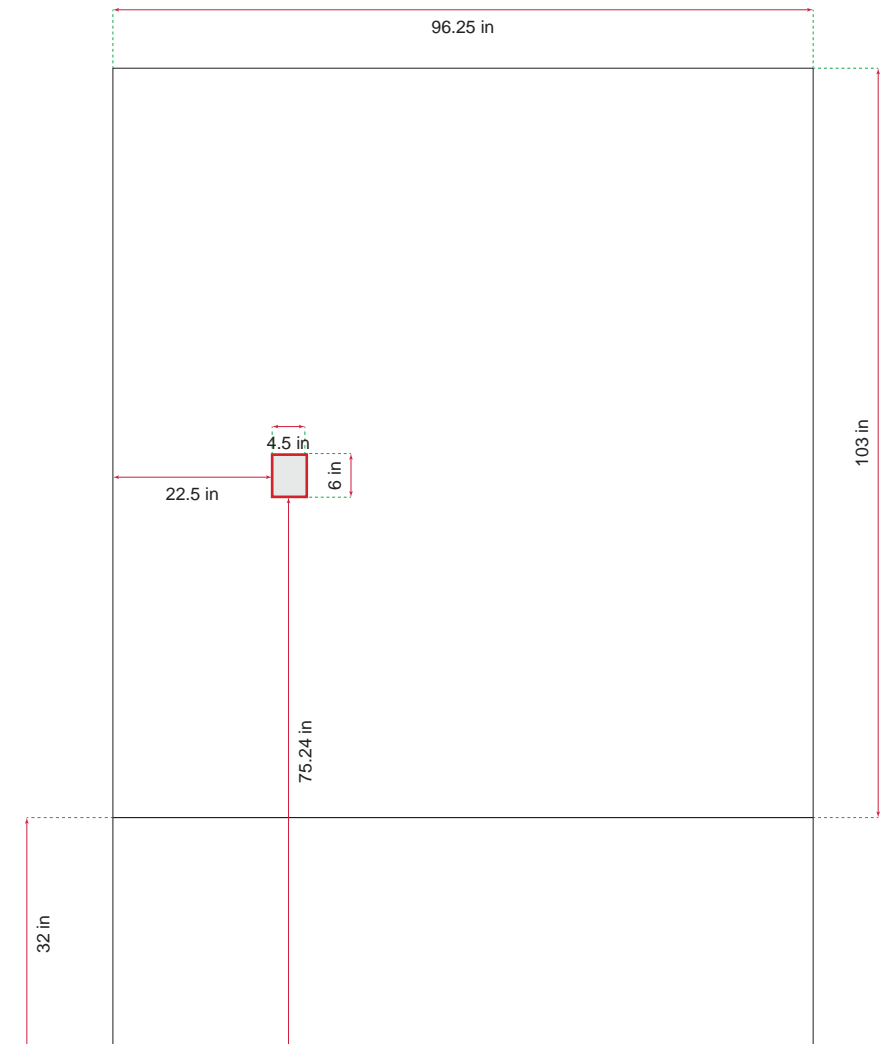
## FACING WELCOME WALL



## EXITING FOOD COURT




## FACING STARBUCKS



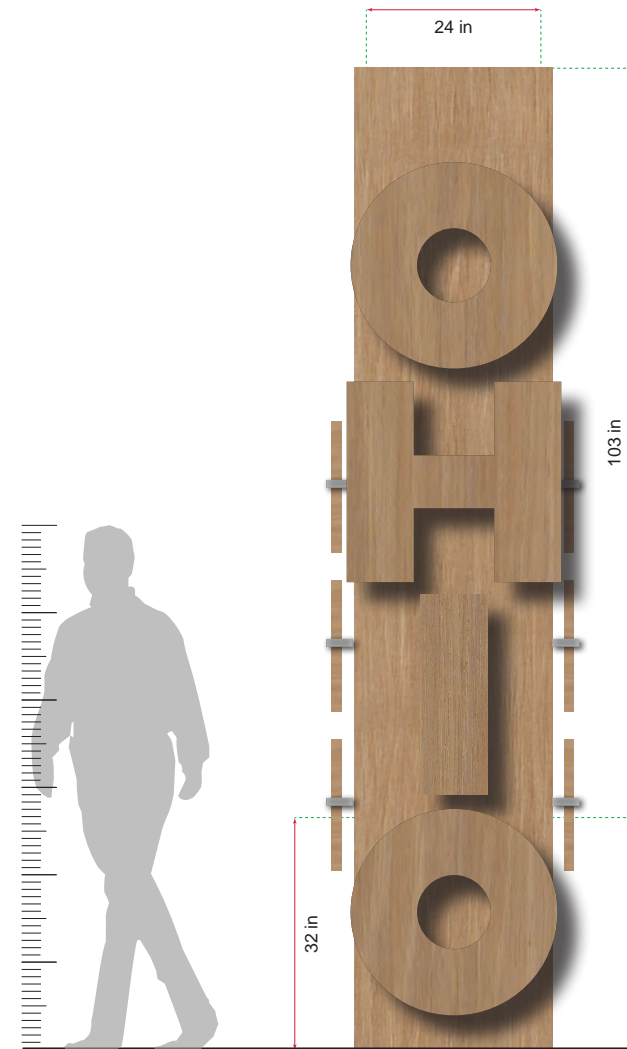
**Note:**  
Fire Strobes  
Can be moved  
up to 96" high.





# Center Column

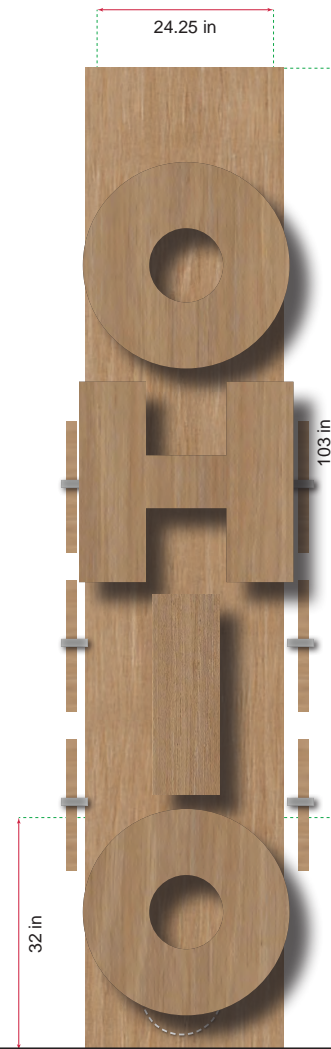
## ENTERING FOOD COURT



## FACING WELCOME WALL



## EXITING FOOD COURT



## FACING STARBUCKS



SEE FIGURE 1: OHIO FRAMES CONSTRUCTION (18"x16") 18X

**Note:**  
Fire Strobes  
shown 96" high.